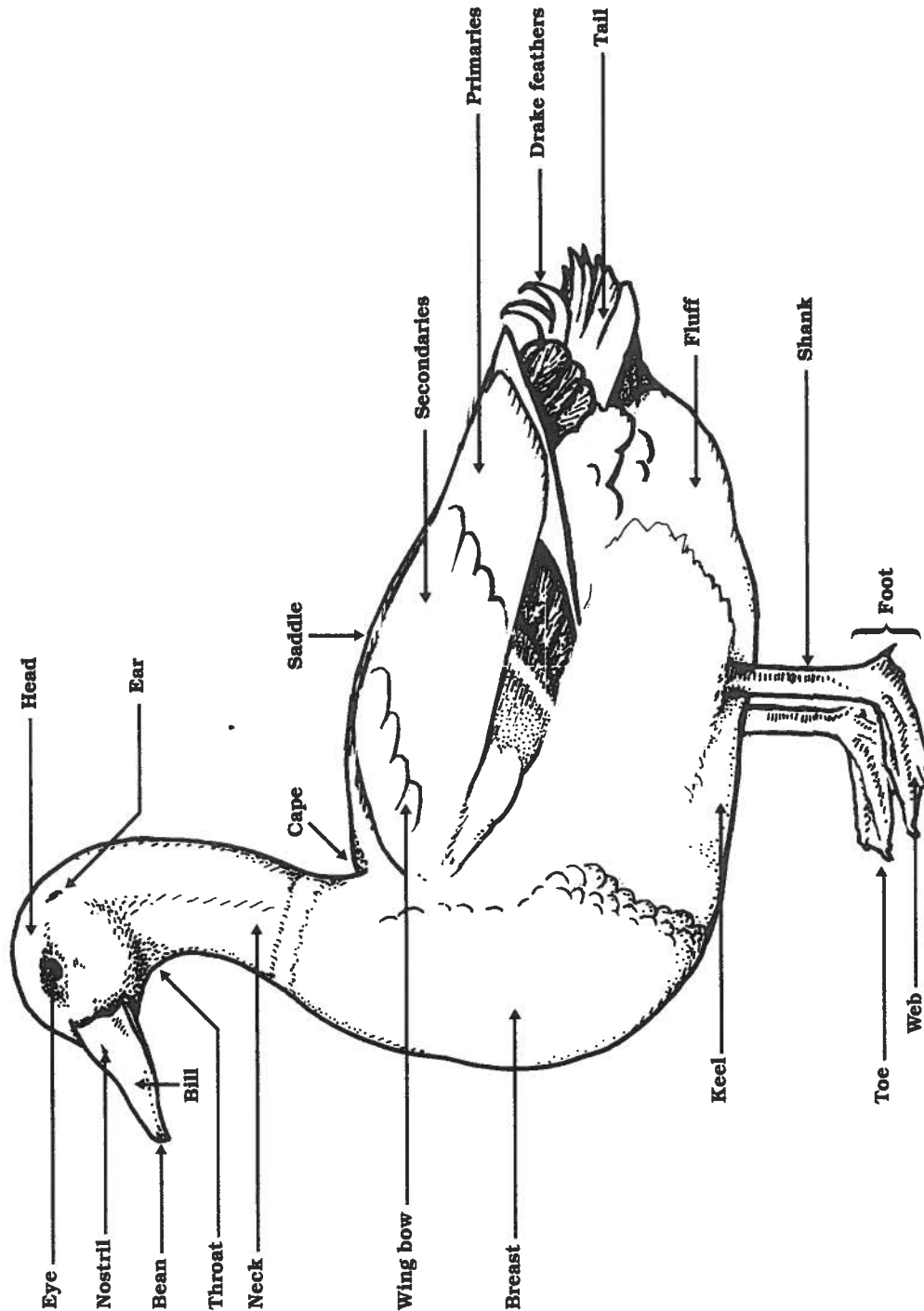


Use this poster in conjunction with **Anatomy: Match Part with Location** situation/task statement and **Parts of a Duck** identification tags.

## Parts of a Duck



Animal Care and Production:  
Youth Education Program



Product distribution through the Curriculum Materials Service



**Silver Appleyard duck**  
*Courtesy of Julie Dixon*



**Aylesbury duck**  
*Courtesy of James Konecny.*



**White Muscovy duck.**  
*Courtesy of James Konecny.*




**Pekin duck**  
*Courtesy of James Konecny.*





**Khaki Campbell duck**  
*Courtesy of Julie Dixon*



**White Runner duck**  
*Courtesy of Julie Dixon*



**Blue Swedish duck**  
*Courtesy of Julie Dixon*




**Black East Indya duck**  
*Courtesy of Chris LaGerould*





**Khaki Call duck**

*Courtesy of Curtis Oakey*



**White Call drake**

*Courtesy of Charley Hodum*



**Grey Call drake**

*Courtesy of Darrell Sheraw*



**Buff duck**

*Courtesy of Joe Latshaw*



**Gray Mallard drake**

*Courtesy of Joe Latshaw*



**Penciled Runner drake**

*Courtesy of Curtis Oakey*

## Duck Diseases Skillathon Study Sheet – All Ages

\* Match 8 diseases with their symptoms: Avian Influenza, Bumblefoot, Coccidiosis, Duck Virus Enteritis, Duck Virus Hepatitis, Lice, Mites, Mycoplasma Gallisepticum

Disease Name	Symptom(s)
Avian Influenza	Coughing, Sneezing, Rales, Swelling of the face and/or wattles, Bluish-purple discoloration of the face, General diarrhea, Red or white spots on the legs and comb, Conjunctivitis
Bumblefoot	Swollen footpads, black or brown scabs on bottom of foot, superficial lesion, rough abrasion, lameness
Coccidiosis	Bloody droppings, Diarrhea, Weight loss, Unthriftiness, Ruffled feathers, Chills, Huddling behavior, Increased likelihood of death
Duck Virus Enteritis	Diarrhea, thirst, hemorrhages throughout body, death, Affects ducks of all ages
Duck Virus Hepatitis	Highly contagious virus, Sudden death, Affects ducklings less than six weeks of age
Lice	Lay their eggs on the birds' feathers, typically near the base of the feather shaft ,feed on dry skin scales, feathers, and scab
Mites	Most common external parasite on poultry, some are blood sucking and some live on dry skin scales
Mycoplasma Gallisepticum	Coughing, Sneezing, Shaking of the head, Rales, Gasping, Discharge from the eyes, Discharge from the nose, Swelling of the face and/or wattles, Retarded growth, General diarrhea