



**Entry Deadline:
August 5, 2024**

2024 Washington County Livestock Entry Instructions

For Jr Fair Breeding Animals & Open Class

Overview

- All 4-H & FFA youth **must** complete Jr Fair Breeding animal & Open Class entries in FairEntry to exhibit at the Washington County Fair.
- **This entry process is not for market animals.**
- 4-H & FFA members **must be ENROLLED** in the appropriate breeding project in-order to register in the Jr Fair Breeding Classes.
- All Open Class livestock exhibitors must complete Open Class entries in FairEntry to exhibit at the Washington County Fair.
- All 4-H horse registrations and class entry will be entered online into FairEntry.
- Registration deadline for **ALL** entries is **Monday, August 5, 2024**.

This includes registration for: Beef Breeding, Dairy Breeding, Goat Breeding, Lamb Breeding, Poultry Breeding, Rabbit Breeding, and Horses AND ALL Open Class Shows.

- This entry serves as your class registration and your pen/stall reservation.
- You can use a computer or mobile device, but a computer is recommended. If you use a mobile device, use in landscape mode.
- Do not wait until the last day to start!

The link for ALL Washington County livestock entries is:
<http://washingtoncountyfair.fairentry.com>



General Tips

- **Each ANIMAL to be exhibited requires a separate entry,**
- If you have questions, ask! If you have questions, contact Kathryn Hartline or Bruce Zimmer at the Extension Office at 740-376-7431 or via email at hartline.24@osu.edu or zimmer.2@osu.edu. Questions will be answered during regular business hours (M-F, 8:00 a.m.- 4:30 p.m.). If you are working on entries outside business hours, email your questions and they will be responded to in the order received.
- If you find an error on an entry, **email the correction needed to hartline.24@osu.edu by **AUGUST 5th**.**
- **Create ALL entries for ALL family members before proceeding to the payment section.** Please note: no payment is required, but you must complete the payment section of the entry process and **be sure to click the "Submit" button** to submit your entries. Double check that entries are correct before submitting your entries.

Common Mistakes to Avoid

DO NOT WAIT UNTIL THE LAST MINUTE TO COMPLETE ENTRIES. IF YOU HAVE ISSUES OR YOUR ENTRIES ARE INCORRECT, YOU JEOPARDIZE THE OPPORTUNITY TO EXHIBIT AT THE FAIR.



4-H Members

- **DO NOT** submit entries in the Animal Tab of 4-H Online.
- Fair Entry is a separate website that uses your 4HOnline log in information.
- 4-H Online Animal Tab Entries **WILL NOT** be accepted.



Animals

Exhibitor and Staff sign-in



Sign in with 4HOnline

If you don't have a 4HOnline account, sign-in with your FairEntry account:

Email

Password



Forgot your password?

Not in 4-H and need to create a FairEntry account?

4-H Members

- **DO NOT** create a new Fair Entry account with a different e-mail than your 4HOnline e-mail. This will cause issues during the entry process because the system will not be able to match you with the projects you are enrolled in.

- **DO NOT** "Create an Exhibitor from Scratch" or "Register an Exhibitor" if the youth is enrolled in 4-H. All members of the family who are enrolled in 4-H should show up when you log in! **DO NOT** create a second profile for the same youth.

+ Create an Exhibitor From Scratch



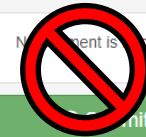
+ Register an Exhibitor

- **DO NOT** submit your family's invoice until entries have been added for all of your family members.

Payment Total

Payment is necessary

Submit



- **DO NOT** submit an invoice with no entries for the exhibitors in your family.

2 Exhibitors
0 Entries

\$0.00

Review

Before beginning the fair entry process, gather information you may need to enter for your animal. Information will vary by animal, but may include:


- Age of Animal (to select classes)
- Animal Name
- Animal Sex
- Breed of Animal
- Scrapie ID Tag (for Sheep & Goats)

Visit

<http://washingtoncountyfair.fairentry.com>

Recommended browsers:

Google Chrome or Mozilla Firefox.



2024 Washington County Fair

Registration is currently **Open**

Registration dates: 4/30/2024 - 8/5/2024

Exceptions may apply [View Details](#)

Sign in using these instructions:

4-H & FFA Members:

- Click on the green button “*Sign in with 4HOnline*”.
- You will complete entries with your 4HOnline login information (the same email/password you use to enroll in 4-H/FFA). **DO NOT CREATE A NEW ACCOUNT IN FAIR ENTRY WITH A DIFFERENT E-MAIL ADDRESS.**
- If you need to reset your password, you will need to do so in 4HOnline, not Fair Entry. It may take some time for you to receive the password reset e-mail.

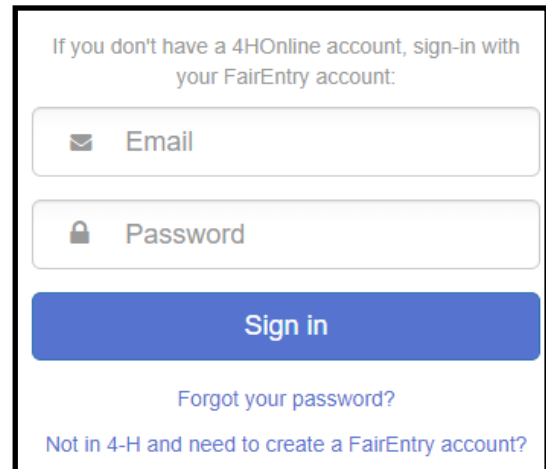
- **4-H & FFA Members**



Open Class Exhibitors:

- **Open Class Exhibitors** will create a new FairEntry account.

- **For Open Class Exhibitors (not 4-H & FFA)**



Click **“Begin Registration.”**



Welcome!

Thank you for signing-in with your 4-H Online account.

For your convenience, the managers of this fair have already imported some of your 4-H Online records.

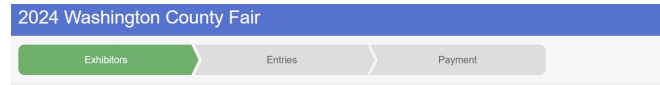


We noticed you haven't yet registered for the fair.

[Go To Dashboard](#) [Begin Registration](#)

Enter/Review Exhibitor Information.

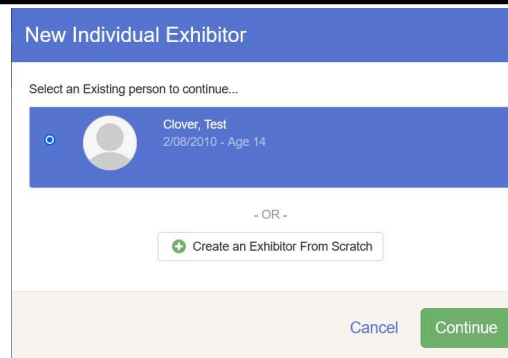
- Be sure to enter all required information for each exhibitor. If you are in 4-H/FFA, some information will populate from your 4HOnline profile.



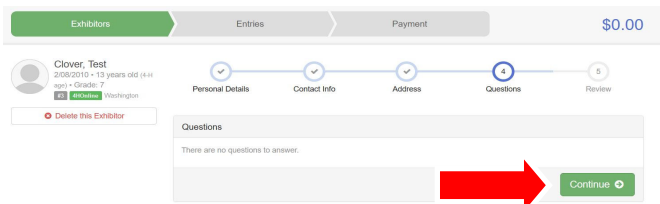
Do you want to register an Individual?

[Individual](#)

- Select an existing person to continue or Create a New Exhibitor

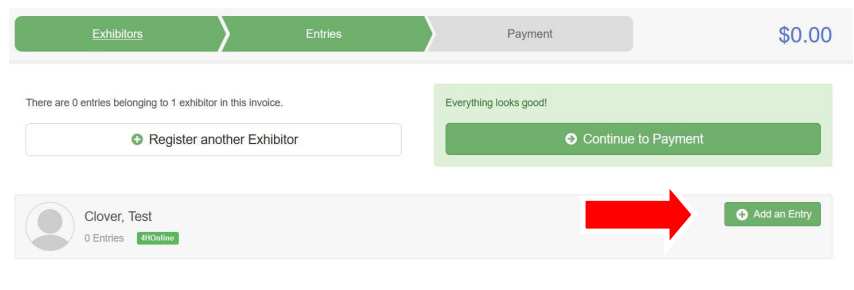


- There are no questions here, click Continue

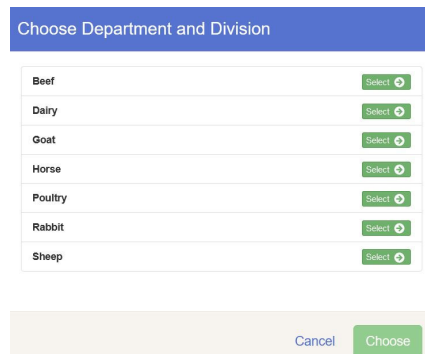


Create Entries.

- **DO NOT CLICK “CONTINUE TO PAYMENT” AND SUBMIT YOUR INVOICE AT THIS POINT. YOU MUST HAVE ENTRIES.**
- Click **“Add an Entry”** beside the correct exhibitor name.



- Click **“Select”** beside the department for the first entry. Click **“Choose”**.
- **“Select”** the Class. Click **“Continue”**. 4-H/FFA youth who are not enrolled in the correct project will be notified and cannot enter the class.



- Here is a Beef Department Example
- Choose your division—either Jr Fair Beef Breeding or Open Show Beef Breeding

Choose Department and Division

Department	Beef	Change
	03: Junior Fair Beef Breeding	Select →
	10: Open Show Beef Breeding	Select →

[Cancel](#)
[Choose](#)

- Here is a Beef Department Example
- Choose your Breed

Starting an Entry

Department	Beef	Change
Division	03: Junior Fair Beef Breeding	Change
ⓘ Select a Class to continue		
	01: Angus	Select →
	02: All Other Breeds	Select →
	03: Charolais	Select →
	04: Chianina	Select →
	05: Crossbred	Select →
	06: Hereford	Select →
	07: Limousin	Select →
	08: Maine Anjou	Select →
	09: Shorthorn	Select →
	10: Simmental	Select →

- Here is a Beef Example:
- Choose your Class

Division	03: Junior Fair Beef Breeding	Change
Class	01: Angus	Change
ⓘ Select a Sub-Class to continue		
	050: Late Junior Heifer Calf	Select →
	051: Early Junior Heifer Calf	Select →
	052: Winter Heifer Calf	Select →
	053: Senior Heifer Calf	Select →
	054: Late Summer Yearling Heifer	Select →
	055: Early Summer Yearling Heifer	Select →
	056: Late Junior Yearling Heifer	Select →
	057: Early Junior Yearling Heifer	Select →
	058: Senior Yearling Heifer	Select →
	059: Cow Class	Select →
	061: Pair of Females	Select →
	062: Late Junior Bull Calf	Select →
	063: Early Junior Bull Calf	Select →
	064: Winter Bull Calf	Select →
	065: Senior Bull Calf	Select →
	066: Late Summer Yearling Bull	Select →
	067: Early Summer Yearling Bull	Select →
	068: Late Junior Yearling Bull	Select →
	069: Early Junior Yearling Bull	Select →
	070: Senior Yearling Bull	Select →
	071: Bull Class	Select →
	073: Pair of Bulls	Select →
	074: Get A Sire (3 animals by one sire)	Select →

- Here is a Beef Department Example
- Review your entry

- Here is a Beef Department Example
- If it is a Jr Fair Entry, select your 4-H Club/FFA Chapter
- If it is Open Class, there will not be a club/chapter

- Here is a Beef Example:
- You will now add your animal's information—like ear tag, tattoo, animal name, breed, and color markings (for rabbits)

- Here is a Beef Example:
- If this is the first time to register this animal, Click Enter a New Animal Record
- If the animal has already been registered (for example in Jr Fair or Open Show) Click Choose an Existing Record

- Here is a Beef Department Example
- Add a new animal by filling in the Breed & Tag

Adding a New Animal

Animal Type BEEF BREEDING ▾

Breed Angus ▾

Tag * 123

Cancel
Create and Add Animal

- Here is a Beef Department Example
- Next, add another entry or register another exhibitor
- When ALL entries are complete, click Continue to Payment

Exhibitors
Entries
Payment

\$0.00

Entry #17

Clover, Test
2/09/2010 • 13 years old
(4-H age) • Grade: 7

#3 All Shows

Washington • Backyard Gang

Department	Beef
Division	03: Junior Fair Beef Breeding
Class	01: Angus
Sub-Class	050: Late Junior Heifer Calf

What do you want to do next?

For Test Clover:

➤ Add another Entry

➤ Register another Exhibitor

Everything looks good!

➤ Continue to Payment

Final Steps:

- Review your entries for completeness and accuracy. Notice the Summary and Detail buttons at the top of the list on the right. **Click Detail** If there are errors, click on the green Entries section at the top of the page. Click “Continue” when all information is correct.
- Once ALL entries have been entered for exhibitors in your family, submit the invoice for approval.
- Families will receive an email from Fair Entry when entries are submitted.
- **You can log back in at any time to review your submissions.**

Exhibitors
Entries
Payment

\$6.00

1
2
3

Review
Payment Method
Confirm

Invoice

Individual Exhibitor: Test Clover

Entry #20: Beef / Open Show Beef Breeding / 1050: Open Show Late Junior Heifer Calf	\$5.00
Entry #21: Poultry / Open Class Chicken Exhibition / 11: Open Class Standard Cock (Hatched prior to Jan 1)	\$1.00
Total:	\$6.00

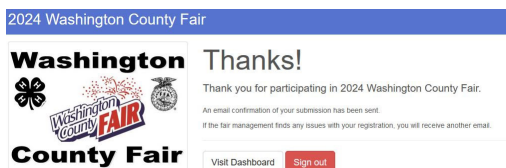
Continue

- No payment is due at this time. All entry fees will be collected at check-in on Friday night of the fair.
- There is a fee to register animals in open class. This fee must be paid in cash during the check in procedure at the fair on Friday night. Open class exhibitors (age 18 & over as well as any out of county exhibitor) must purchase a membership fair ticket / season fair ticket.
- Please note there is no fee for Washington County Junior Fair exhibitors participating in Junior fair shows. However if the Washington County Junior Fair Exhibitor participates in Open class the open class entry fee will apply.

- Here is a Beef Department Example
- Click Box to agree to terms
- Click SUBMIT



Message on screen



Animal Check-in at Fair

All breeding animals will be checked in on Friday Night at the fair by the Sr Fairboard Barn Superintendent.

- Jr & Open Breeding Rabbit & Breeding Poultry Check-in—Friday, 7—9 pm
- Poultry Pullorium Testing—Friday, 6—9 pm
- Jr & Open Breeding Beef, Dairy, Goat, Sheep Check-in—Friday, 9-10 pm
- Jr Horses Move-in and Check-in—Friday, 3—7:30 pm

After the animals are checked-in, you will pay your Open Class Entry Fees at the designated location determined by the Sr Fairboard

- If you need to submit additional entries after reviewing your confirmation email, log in to Fair Entry and select “Begin to work on a new invoice.” Additional entries can be submitted through the August 5th at 11:59 pm deadline.